





LCP LOUVRE® PLUS

Roll Formed Continuous Louvre System



Integrity In **Partnership**



CERT NO. FM 59595
BS EN ISO 9001 : 2008




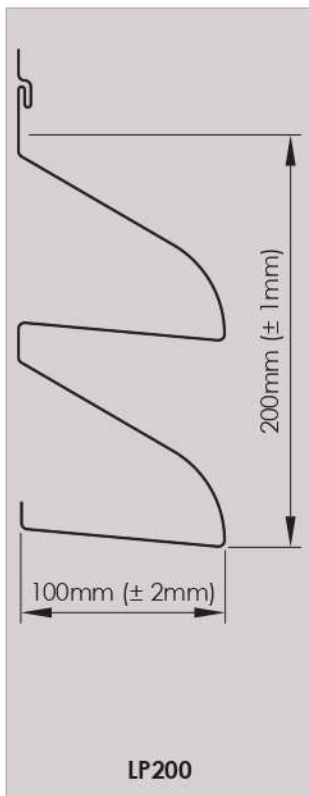


LCP LOUVRE® PLUS

FEATURE

LCP LOUVRE® PLUS is a continuous roll formed application providing cost effective ventilation to buildings available in a wide range of materials and finishes. **LCP LOUVRE® PLUS** can also be specially designed as a feature architectural wall panel.

AESTHETICALLY PLEASING & COST EFFECTIVE

- ▶ Continuous roll formed panel.
- ▶ Provides nominal air flow area of 50 percent.
- ▶ Savings on installation costs.
- ▶ Available in steel, Aluminium and others finishes.
- ▶ Wide range of colours available.
- ▶ Provides sun shading system.
- ▶ Versatility as a complimentary architectural wall panel.



MATERIAL CHOICES

CLEAN COLORBOND® pre-painted steel combines the superior strength of steel, the corrosion protection of a zinc/aluminium alloy (Zincalume® steel) coating and the high performance beauty of an oven cured paint system.

ALUMINIUM PVDF pre-painted has excellent weathering resistance at most adverse environmental conditions. With its high performance resin, the aluminium PVDF pre-painted louvre will provide an aesthetically and appealing appearance.

Other materials are also available. For more information, please contact **LCP Building Products Pte. Ltd.**

COMPATIBILITY

Premature corrosion may result due to incompatibility of different materials used in combination. Please contact **LCP Building Products Pte. Ltd.**, Technical Department, for further assistance.

ADVERSE CONDITIONS

If **LCP Building Products Pte. Ltd.** range of walling, roofing or rainwater product is to be used within 1km of salt marine or industrial and unusually corrosive environments, please contact our Technical Department for advice.

ARCHITECTURAL SPECIFICATION

STEEL

The roll formed continuous louvre or wall cladding with perforated horizontal flanges is a specially designed and engineered architectural louvre or wall cladding of 0.55mm BMT (i.e. 0.61mm TCT) which are available in two sizes:

- A double louvre flange per panel with nominal cover width of 200mm and nominal louvre flange depth of 100mm.
- A four louvre flange per panel with nominal cover width of 225mm and nominal louvre flange depth of 50mm.

The sheeting material shall be ZINCALUME® protected steel sheet to Australian Standard AS1397 with a minimum yield stress of 300MPa (Grade G300), metallic hot-dip coated with ZINCALUME® zinc / aluminium alloy-coated steel comprising 55% aluminium, 43.5% zinc and 1.5% silicon. The minimum coating mass for the ZINCALUME® zinc/aluminium alloy - coated steel shall be AZ200 (200 g/m² minimum coating mass) as determined by Australian Standard AS1397.

Wherever applicable, the installation of the metal louvre shall be in accordance to the "Installation code for metal wall cladding; Standards Australia SAA HB39-1997". The sheets shall be installed using concealed fixing in accordance to manufacturer's recommendations. The fasteners used to secure the fixing clips to the supports shall conform to Australian Standard AS3566 and be compatible with the louvres material used. The clips shall be concealed and no fasteners are to penetrate the louvres.

ALUMINIUM

The roll formed continuous louvre or wall cladding with perforated horizontal flanges is a specially designed and engineered architectural louvre or wall cladding of either 1.00mm thick aluminium alloy or 1.20mm thick aluminium alloy, which are available in two sizes:

- A double louvre flange per panel with nominal cover width of 200mm and nominal louvre flange depth of 100mm.
- A four louvre flange per panel with nominal cover width of 225mm and nominal louvre flange depth of 50mm.

All louvres shall be fixed in a workman like manner, leaving the job clean and weather-tight. All debris (nuts, screws, cuttings, filings etc.) shall be cleaned off daily.

COLOUR COATING OPTIONS

STEEL

Clean COLORBOND® pre-painted steel is resistant to dirt pick-up and staining. The various categories of Clean COLORBOND® pre-painted steel finishes offers excellent gloss and long lasting life span to the roof and wall cladding.

The following Clean COLORBOND® pre-painted steel finishes are available:

1. **Clean Colorbond® Ultra Steel** (Used for severe applications that require premium durability.)
2. **Clean Colorbond® XPD Steel** (Used for moderate/severe applications that require premium durability.)
3. **Clean Colorbond® XPD Pearlescent Steel** (Used for moderate/severe applications that require premium durability and a decorative alternative.)

ALUMINIUM

Aluminium PVDF coating (Polyvinylidene Fluoride) comprises a minimum of 70% PVDF resin and a maximum of 30% acrylic. It is durable, giving excellent flexibility and chemical resistance combine with high possible performance regarding gloss retention, chalking and colour change.

Other non ferrous materials are available. For more information, please contact LCP Building Products Pte. Ltd.



MANUFACTURING and CONSTRUCTION

ORDERING

When ordering, please have the following information available to ensure a speedy processing of your requirements:

- ▶ Customer/Company name, address, phone number & fax number.
- ▶ Contact person name & phone number.
- ▶ Name of Product (e.g. **LCP LOUVRE® PLUS**) and material (e.g. G300 steel). Thickness of product (e.g. 0.61mm TCT).
- ▶ Coating or Colour (e.g. Clean **COLORBOND®**: Enduring White colour).
- ▶ Number/quantity and length of sheets (e.g. 10 pieces of 5 metres length per piece).
- ▶ Flashing – style, quantity and colour.
- ▶ Delivery address (e.g. No. 10 Telok Kurau Lane, Singapore).
- ▶ Delivery date & preferred time.
- ▶ Site access (please specify whether current access to delivery location would permit entry by standard 12 metres length flat-bed trailers).
- ▶ Cranage requirement (please specify whether crantage will be required at site).

LENGTH

The louvres are manufactured at **LCP Building Products Pte. Ltd.** factory. The length of the louvres is a function of design requirements, geometry of the opening, site conditions and workability, depth of the blades, and transportation constraints. Lengths specified must be actual site measurements and not elevation dimensions. The length should be measured accurately, and allowance should be made for clearance of the flashing. The tolerance of the length of product supplied is +0, -15mm.

FLASHING

Standard flashings are readily available for use with **LCP LOUVRE® PLUS**. **LCP Building Products Pte. Ltd.** will give design advice for flashing details and will manufacture the required flashing.

DELIVERY

Delivery can normally be made within 2 or 3 days, subject to the delivery location and material availability, or can be at a pre-arranged date and time. Please assist us to provide undamaged product by ensuring that suitable arrangements have been made for truck unloading. When lifting louvres by crane, care should be taken to ensure that the load is spread to prevent louvres damage. Where a crane is not available, sufficient labour must be supplied to assist in manual unloading.

HANDLING

LCP LOUVRE® PLUS should be handled with care at all times to preserve the quality of the finish. Packs should always be kept dry and stored above ground level whilst on site. If however the sheets have become wet then they should be separated, wiped and placed in the open to aid in drying.

FASTENERS

All fasteners should conform to A33566 and be compatible with the louvre blade material used. The fastener of the louvres to support the blades is Buildex 10-16 x 16 WAF or rivet. The flat shape of the screw head helps in louvres aesthetic look.

CUTTING

Louvre blades can be cut, where necessary, by means of metal snips or electric nibbler. The use of cutting discs should be avoided but if it is used, the Clean **COLORBOND®** pre-painted steel blade should be placed downwards, or carefully shielded, to minimize the risk of hot filings embedding in the painted surface.

CLEAN UP

Ensure that all debris, nails, rivets, screws, rags, and especially filings & particles from cutting or drilling, are carefully cleared from the surface after each day's work or premature corrosion could occur.

IMPORTANT NOTE: The information published in this brochure is as far as possible accurate at the date of publication, however, prior to application in a particular situation, **LCP Building Products Pte. Ltd.** recommends that you obtain qualified expert advice confirming the suitability of product(s) in question for the application proposed. While **LCP Building Products Pte. Ltd.** accepts its legal obligations, be aware however that to the extent permitted by law, **LCP Building Products Pte. Ltd.** disclaims all liability (including liability for negligence) for all losses and damages resulting from the use of the information provided in this brochure.



LCP BUILDING PRODUCTS PTE. LTD.
10 TELOK KURAU LANE
SINGAPORE 434502
Tel: 6733 8888 Fax: 6733 8889
Email: sales@lcp.com.sg
www.lcp.com.sg

LCP BUILDING PRODUCTS PTE. LTD.
10 TELOK KURAU LANE
SINGAPORE 434502
Tel: 6733 8888 Fax: 6733 8889
Email: sales@lcp.com.sg
www.lcp.com.sg

Photographs of the premises displayed in this Brochure are not to be construed as an endorsement or recommendation by the owners of the premises to LCP and its products.

LCP LOUVRE® PLUS Brochure 08/2018 ©2018 LCP Building Products Pte. Ltd. All rights reserved.

LCP LOUVRE® PLUS Brochure 08.2018 edition.

Clean **COLORBOND®**, **COLORBOND®** and **ZINCALUME®** are registered trademarks of **BLUESCOPE STEEL LIMITED**